

3DX-RAY



MailScan2-M

- Mail screening
- Packages
- Letters
- Suspect item inspection

Cabinet x-ray system for mail rooms

The MailScan2-M is a cabinet based x-ray system for screening mail, parcels and small baggage for potentially harmful items and contraband.

Screening mail, parcels and baggage for potentially harmful items and contraband is easy with our MailScan2-M x-ray system.

Designed for environments where space is at a premium this MailScan equipment offers a large inspection chamber and imaging area whilst retaining a small footprint.

It can be used for various applications:

- Mail Rooms
- Reception Areas (scanning of post)
- Goods In (screening of parcels)
- Executive Mail Screening
- Loss Prevention
- Contraband Detection

Unrivalled image resolution and industry leading image processing software together with Enhanced Powder Detection (EPD) allow the operator to analyse items quickly and easily.

3DX-RAY Ltd offers a range of optional service and support and training plans.

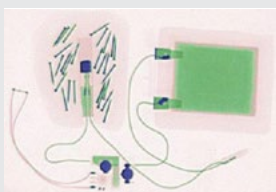
Suitable for detection of improvised explosive devices (IEDs), razor blades, weapons, powders, biochemical threats and contraband such as drugs.

Key features

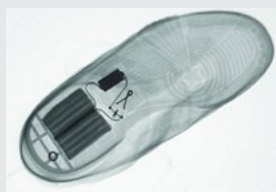
- Large inspection chamber, small footprint
- Simple operation
- Unrivalled image resolution
- Industry leading image processing software (EPD) as standard

Image processing


- Image rotation, panning, background artefact removal
- Measurement tools including density
- Powder inspection
- Image archiving
- User image enhancement features



X-ray image



IED in shoe



Improvised explosive device in video box




Letter bomb


MailScan-2-M




MailScan2-M inspection chamber



IED in postal tube



Greeting card



5kg bag of flour



Threat in parcel

MailScan2-M Cabinet Dimensions (height x width x depth mm)

External dimensions	1504 x 455 x 670
Chamber size	540 x 448 x 586
Viewable area	409 x 547

Imaging Station

Image resolution	1280 x 1024 pixels
Standard display	TFT monitor 19" LCD
Wire resolution	36 AWG
Steel penetration	3mm

Imaging Software Features

Image panning, background artefact removal
Enhanced Powder Detection (EPD)
Automatic image archiving
High, Medium and 3 Point density alerts

X-ray Specification

Beam orientation	Vertical, downwards
Nominal anode voltage	80kV
Nominal anode current	5mA
Cooling	Sealed oil bath

Operating Environment

Operating temperature	0°C to 40°C
Storage temperature	-15°C to +50°C
Relative humidity	85% non-condensing

Safety

Radiation	Less than 1µSv/h
Safety	Conforms with Ionising Radiation Regulations, 1999 (UK) Complies with applicable international health and safety regulations
Media safe	Yes

www.3dx-ray.com

T. +44 (0) 1509 817400 F. +44 (0) 1509 817401 E. sales@3dx-ray.com

3DX-RAY Ltd, 16 & 18 Hayhill Industrial Estate,
Barrow upon Soar, Leicestershire, LE12 8LD, UK

An **IMAGE SCAN** company

Registered address: 16 & 18, Hayhill Industrial Estate,
Barrow upon Soar, Leicestershire, LE12 8LD, UK.
Registered in England No. 3237543.

